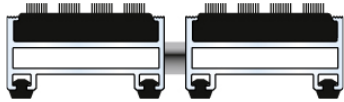



TOP CLEAN TREND XL 22 WITH CASSETTE BRUSH

Tailor-made solutions for spacious, architecturally ambitious entrance areas. 37 mm brush cassettes with anti-slip features and collect dirt efficiently and provide walking comfort on the mats.



Mat height: ca. 22 mm
Profile width: 37 mm
Profile distance: ca. 5 mm
Frame height: 25 mm



Clean-off zone

- 1 COARSE DIRT
- 2 INTERMEDIATE ZONE
- 3 FINE DIRT / MOISTURE

Usage

- OUTDOOR
- INDOOR

Trafficability

- WHEELCHAIR
- LUGGAGE TROLLEY
- SHOPPING CART
- TRANSPORT TROLLEY
- PALLET TRUCK
- CAR
- FORKLIFT

Properties

- BARRIER FREE
- STAINLESS
- RECYCLEABLE
- FIRE PROTECTION
- SUSTAINABLE
- PVC-FREE
- GUIDANCE SYSTEM

MATERIAL











Aluprofile	Warp resistant aluminium profile (alloy EN AW 6060)
Upper	Cassette Brush made of robust, heavy-duty polyamide 6
Underside	Base of the mat is mechanically fitted with rubber inserts for anti-slip and noise reduction
Connection	Coated galvanized wire rope
Lock	Special threaded nipple with stainless steel screw (rust-proof)

TECHNICAL SPECIFICATIONS

Mat height	ca. 22 mm
Profile width	37 mm
Profile distance	ca. 5 mm
Automatic door systems	Profile spacing optional also in 3 mm for automatic door systems conforming to DIN 18650
Wall thickness	up to 1,5 mm
Weight	18,2 kg / m ²
Frame height	25 mm
Max. profile length in one piece	300 cm
Max. weight in one piece	50 kg
Special shapes	Can be custom-made to your specifications (at an extra charge)
Mat division	Standard: as of a profile length of 300 cm or weight of 50 kg – Mat divisions into a profile length and weight according to customer requirements are possible



PRODUCT INFORMATION

Suitable Traffic¹	Trafficability²	Static load³	Load per wheel⁴
 medium	 800 kg	 5.000 kg	 220 kg
Dirt absorption	Moisture absorption	Slip resistance	Fire behaviour
 high	 high	 Cassette Brush R13	 Cassette Brush Bfl-s1 (on request)
Warranty⁵	REACH⁶		
 10 years	 REACH-compliant		

Areas of application⁷

- Object areas
- Public areas
- Private areas

ACCESSOIRES

ACCESSOIRES.LABEL

SPEZIAL Angle Frame 25	Aluminium, 25 x 25 x 3 mm
SPEZIAL Angle Frame 25	Stainless Steel, 25 x 20 x 3 mm, with rounded edges
T-Bar 25	Aluminium, 25 mm

SERVICE

OPTIONAL (ON SITE, FOR AN ADDITIONAL CHARGE)

- Building site advice
- Measurement using digital measuring device
- Fitting and laying service
- Disposal of used mats
- Repairs/replacement of insert types following wear
- Cleaning

COLOURS

Cassette Brush XL



310 Black

Cassette Brush XL

Colour deviations cannot be ruled out for technical reasons.

Technical changes and errors excepting.

- 1) Normal: used on foot up to approx. 2,800 times, medium: approx. 2,800 times or more, strong: approx. 5,100 times or more per day.
- 2) Suitable for a customary lift truck (tandem rollers) up to the specified total weight.
- 3) The static load tests to establish the load-bearing capacity of our entrance mats have been performed on a testing machine able to conduct tests with a load of up to 100 t, using a 10 × 10 cm (=100 cm²) pressure vessel. Mats with Brush Strips or Scraper Bars are only suitable for wheeled items to a limited extent. It is vital to avoid accelerating, braking or manoeuvring on the mats!
- 4) The specified loads refer to a polyurethane wheel with a diameter of 85 mm and width of 100 mm. When investigating our entrance matting systems, we simulated the point load that is applied to the mat by a single roller. To obtain the overall load, this value can be multiplied by the number of rollers that the means of transportation has.
- 5) Production and material defect warranty. The warranty depends on the manner of application, installation, and regular cleaning and maintenance in accordance with the recommendations of GEGGUS. All warranties are subject to our Terms of Sale and Supply. These can be found on the Internet at www.geggus.de.
- 6) GEGGUS products do not contain, in a concentration of more than 0.1%, any substances that are currently considered to be of very high concern (SVHC) and that are included on the candidate list.
- 7) When assessing the requirements for a particular application, the performance features of the individual mat types should be taken into account.