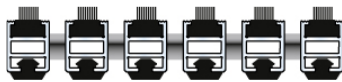
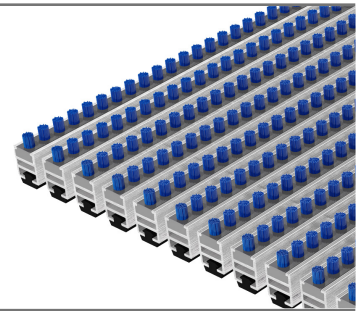


# TOP CLEAN BRUSH 17 WITH BRUSH STRIP

Impressive Functionality and Design in One System. Top Clean BRUSH has slim aluminium profiles for effective dirt collection. Brush strips are included for maximum cleaning power, even in areas where shoes with heavy sole profiles are used. We recommend this version in particular for use in winter sports areas and sports venues.



Mat height: ca. 17 mm  
 Profile width: 11 mm  
 Profile distance: ca. 5 mm  
 Frame height: 20 mm



### Clean-off zone

- 1** COARSE DIRT
- 2 INTERMEDIATE ZONE
- 3 FINE DIRT / MOISTURE

### Usage

- OUTDOOR**
- INDOOR

### Trafficability

- WHEELCHAIR
- LUGGAGE TROLLEY**
- SHOPPING CART**
- TRANSPORT TROLLEY**
- PALLET TRUCK
- CAR
- FORKLIFT

### Properties

- BARRIER FREE**
- STAINLESS**
- RECYCLEABLE**
- FIRE PROTECTION
- SUSTAINABLE
- PVC-FREE
- GUIDANCE SYSTEM











## MATERIAL

<b>Aluprofile</b>	Warp resistant aluminium profile (alloy EN AW 6060)
<b>Upper</b>	Brush Strips made of robust polyamide 6
<b>Underside</b>	Base of the mat is mechanically fitted with rubber inserts for slip resistance and noise reduction
<b>Connection</b>	Stainless steel wire rope V2A for Ø 2 mm
<b>Lock</b>	Special threaded nipple with stainless steel screw (rust-proof)

## TECHNICAL SPECIFICATIONS

<b>Mat height</b>	ca. 17 mm
<b>Profile width</b>	11 mm
<b>Profile distance</b>	ca. 5 mm
<b>Automatic door systems</b>	Profile spacing optional also in 3 mm for automatic door systems conforming to DIN 18650
<b>Wall thickness</b>	up to 1,1 mm
<b>Weight</b>	13,8 kg / m <sup>2</sup>
<b>Frame height</b>	20 mm
<b>Max. profile length in one piece</b>	300 cm
<b>Max. weight in one piece</b>	50 kg
<b>Special shapes</b>	Can be custom-made to your specifications (at an extra charge)
<b>Mat division</b>	Standard: as of a profile length of 300 cm or weight of 50 kg – Mat divisions into a profile length and weight according to customer requirements are possible

## PRODUCT INFORMATION

<b>Suitable Traffic<sup>1</sup></b>	<b>Trafficability<sup>2</sup></b>	<b>Static load<sup>3</sup></b>	<b>Load per wheel<sup>4</sup></b>
 medium	 800 kg	 5.000 kg	 220 kg
<b>Dirt absorption</b>	<b>Moisture absorption</b>	<b>Slip resistance</b>	<b>Fire behaviour</b>
 high	 high	 Brush Strip R13	 Brush Strip Bfl-s1 (on request)
<b>Warranty<sup>5</sup></b>	<b>REACH<sup>6</sup></b>		
 10 years	 REACH-compliant		

**Areas of application<sup>7</sup>**

- Object areas
- Public areas
- Private areas

## ACCESSOIRES

### ACCESSOIRES.LABEL

<b>SPEZIAL Angle Frame 20</b>	Aluminium, 20 x 20 x 3 mm
<b>SPEZIAL Angle Frame 20</b>	Stainless Steel, 20 x 15 x 3 mm, with rounded edges
<b>T-Bar 20</b>	Aluminium, 20 mm
<b>Ramped Edge Frame 17</b>	Aluminium, ca. 17 x 35 mm

## SERVICE

### OPTIONAL (ON SITE, FOR AN ADDITIONAL CHARGE)

- Building site advice
- Measurement using digital measuring device
- Fitting and laying service
- Disposal of used mats
- Repairs/replacement of insert types following wear
- Cleaning

## COLOURS

---

### Cassette Brush - 4 row



**320 Grey**  
Cassette Brush - 4 row



**310 Black**  
Cassette Brush - 4 row

Colour deviations cannot be ruled out for technical reasons.

---

Technical changes and errors excepting.

- 1) Normal: used on foot up to approx. 2,800 times, medium: approx. 2,800 times or more, strong: approx. 5,100 times or more per day.
- 2) Suitable for a customary lift truck (tandem rollers) up to the specified total weight.
- 3) The static load tests to establish the load-bearing capacity of our entrance mats have been performed on a testing machine able to conduct tests with a load of up to 100 t, using a 10 × 10 cm (=100 cm<sup>2</sup>) pressure vessel. Mats with Brush Strips or Scraper Bars are only suitable for wheeled items to a limited extent. It is vital to avoid accelerating, braking or manoeuvring on the mats!
- 4) The specified loads refer to a polyurethane wheel with a diameter of 85 mm and width of 100 mm. When investigating our entrance matting systems, we simulated the point load that is applied to the mat by a single roller. To obtain the overall load, this value can be multiplied by the number of rollers that the means of transportation has.
- 5) Production and material defect warranty. The warranty depends on the manner of application, installation, and regular cleaning and maintenance in accordance with the recommendations of GEGGUS. All warranties are subject to our Terms of Sale and Supply. These can be found on the Internet at [www.geggus.de](http://www.geggus.de).
- 6) GEGGUS products do not contain, in a concentration of more than 0.1%, any substances that are currently considered to be of very high concern (SVHC) and that are included on the candidate list.
- 7) When assessing the requirements for a particular application, the performance features of the individual mat types should be taken into account.